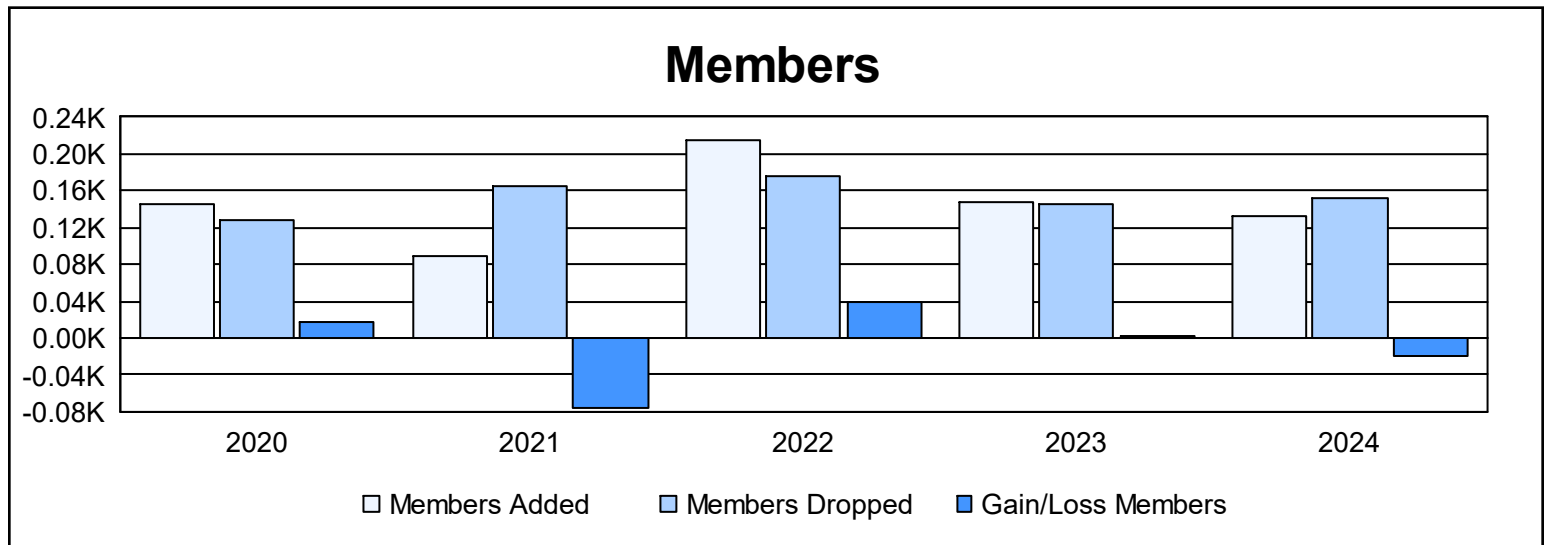
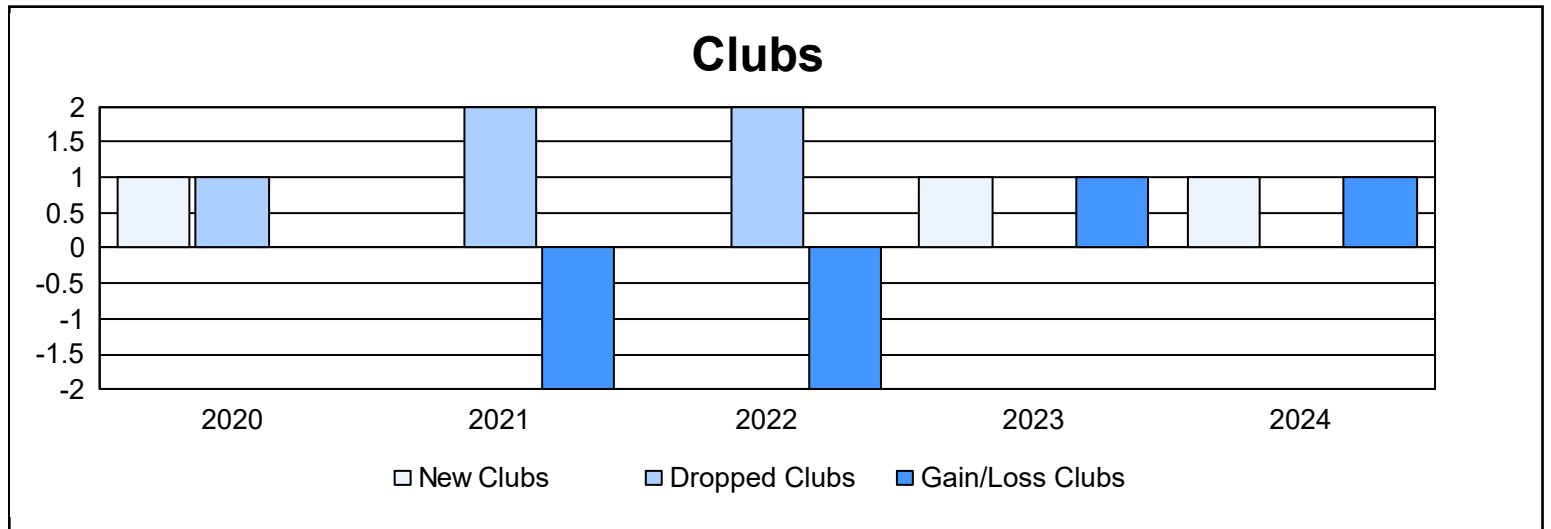
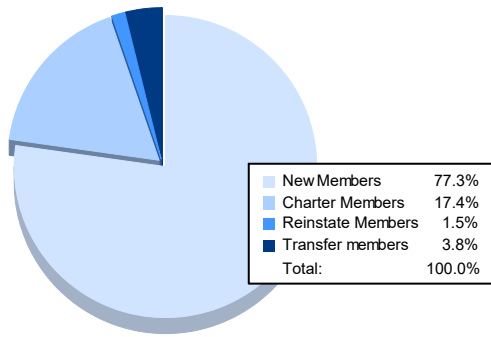


| Year | New Clubs | Dropped Clubs | Gain/ Loss Clubs | New Members | Charter Members | Reinstate Members | Transfer Members | Total Member Added | Total Members Dropped | Gain/ Loss Members |
|----------------|-----------|---------------|------------------|-------------|-----------------|-------------------|------------------|--------------------|-----------------------|--------------------|
| 2019-2020 | 1 | 1 | 0 | 111 | 25 | 4 | 6 | 146 | 128 | 18 |
| 2020-2021 | 0 | 2 | -2 | 82 | 2 | 4 | 2 | 90 | 166 | -76 |
| 2021-2022 | 0 | 2 | -2 | 175 | 2 | 32 | 5 | 214 | 176 | 38 |
| 2022-2023 | 1 | 0 | 1 | 114 | 24 | 4 | 5 | 147 | 145 | 2 |
| 2023-2024 | 1 | 0 | 1 | 102 | 23 | 2 | 5 | 132 | 151 | -19 |
| Average | 1 | 1 | 0 | 117 | 15 | 9 | 5 | 146 | 153 | -7 |



Membership Composition June 2024 Cumulative



Gender Composition June 2024 Cumulative

